














## Walker Cup - Great Britain &amp; Ireland Players

Forename	Surname	Debut		Club	Player									
		Age	Country		No.	Matches	P	W	L	H	First	All Years		
Michael F.	Attenborough	27	+	ENG	Chiselhurst	100	1	2	0	2	0	1967	1967	
Colin	Aylmer	38	+	ENG	Ranelagh	4	1	2	1	1	0	1922	1922	
Peter	Baker	17	+	ENG	Lilleshall Hall	155	1	3	2	1	0	1985	1985	
John B.	Beck	29	+	ENG	Berkshire	26	2	1	0	1	0	1928	1928, 1938	
Peter	Benka	22	+	ENG	Addington	104	1	4	2	1	1	1969	1969	
Harry G.	Bentley	26	+	ENG	Hesketh	42	3	4	0	2	2	1934	1934, 1936, 1938	
Jake	Bolton	22	+	ENG	Ogbourne Downs	309	1	1	1	0	0	2021	2021	
Michael F.	Bonallack	22	+	ENG	Thorpe Hall	79	9	25	8	14	3	1957	1957 (DNP), 1959, 1961, 1963, 1965, 1967, 1969, 1971, 1973	
Orme	Bristowe	29	+	ENG	West Byfleet	18	2	1	0	1	0	1924	1923 (RES), 1924	
Steven	Brown	24	+	ENG	Wentworth	262	1	3	1	1	1	2011	2011	
Barclay	Brown	20	+	ENG	Hallamshire	303	1	4	1	2	1	2021	2021	
Stuart	Cage	20	+	ENG	Sand Moor	185	1	3	0	2	1	1993	1993	
Ian	Caldwell	20	+	ENG	Walton Heath	64	2	4	1	2	1	1951	1951, 1955	
Paul	Casey	22	+	ENG	Burhill	208	1	4	4	0	0	1999	1999	
Craig	Cassells	20	+	ENG	Murcar	172	1	3	2	1	0	1989	1989	
Brian H.G.	Chapman	26	+	ENG	Porters Park	84	1	1	0	1	0	1961	1961	
Roger M.	Chapman	22	+	ENG	Langley Park	140	1	4	3	1	0	1981	1981	
Ashley	Chesters	26	+	ENG	Hawkstone Park	274	1	4	3	0	1	2015	2015	
Martin	Christmas	22	+	ENG	West Sussex	85	2	3	1	2	0	1961	1961, 1963	
Clive A.	Clark	20	+	ENG	Ganton	95	1	4	2	0	2	1965	1965	
Gordon J.	Clark	32	+	ENG	Whitley Bay	97	1	1	0	1	0	1965	1965	
Howard K.	Clark	18	+	ENG	Moortown	119	1	3	1	1	1	1973	1973	
Russell	Claydon	23	+	ENG	Gog Magog	166	1	4	2	2	0	1989	1989	
Leonard	Crawley	29	+	ENG	Brancepath Castle 32 38 Rye 47	40	4	6	3	3	0	1932	1932, 1934, 1938, 1947	
Bruce	Critchley	26	+	ENG	Sunningdale	105	1	4	1	1	2	1969	1969	
David	Curry	23	+	ENG	Prudhoe	161	1	4	1	3	0	1987	1987	
Bernard R.M.	Darwin	45	+	ENG	Woking	2	1	2	1	1	0	1922	1922	
John C.	Davies	25	+	ENG	Royal Mid-Surrey	116	4	13	3	8	2	1973	1973, 1975, 1977, 1979	
John G.	de Forest	25	+	ENG	Addington	36	1	1	0	1	0	1932	1932	
Peter	Deeble	23	+	ENG	Alnmouth	128	2	5	1	4	0	1977	1977, 1981	
Robert	Dinwiddie	22	+	ENG	Barnard Castle	233	1	3	1	1	1	2005	2005	
Luke	Donald	19	+	ENG	Beaconsfield	209	2	8	7	1	0	1999	1999, 2001	
Nicholas	Dougherty	21	+	ENG	Shaw Hill	216	1	4	3	1	0	2001	2001	
Jack	Dyer	23	+	ENG	Boyce Hill	306	1	3	2	1	0	2021	2021	
Simon	Dyson	21	+	ENG	Sand Moor	214	1	3	0	2	1	1999	1999	
Robert	Eggo	25	+	ENG	L'Ancrese, Guernsey	165	1	2	0	2	0	1987	1987	
Harry	Ellis	21	+	ENG	Meon Valley	283	1	3	0	3	0	2017	2017	
Jamie	Elson	20	+	ENG	Kenilworth	217	1	3	1	0	2	2001	2001	
Gary	Evans	22	+	ENG	Worthing	176	1	4	2	2	0	1991	1991	
G. Richard D.	Eyles	21	+	ENG	Frilford Heath	121	1	4	2	2	0	1975	1975	
Eric W.	Fiddian	22	+	ENG	Stourbridge	38	2	4	0	4	0	1932	1932, 1934	
Oliver	Fisher	16	+	ENG	West Essex	234	1	4	1	2	1	2005	2005	
Matthew	Fitzpatrick	18	+	ENG	Hallamshire	267	1	4	3	1	0	2013	2013	
Alex	Fitzpatrick	20	+	ENG	Hallamshire	293	2	8	2	6	0	2019	2019, 2021	
Angus	Flanagan	21	+	ENG	St. George's Hill	308	1	4	2	1	1	2021	2021	
Tommy	Fleetwood	18	+	ENG	Formby Hall	254	1	2	1	1	0	2009	2009	
Rodney	Foster	23	+	ENG	Bradford	96	5	17	2	13	2	1965	1965, 1967, 1969, 1971, 1973	
Mark B.	Foster	20	+	ENG	Workshop	193	1	4	2	0	2	1995	1995	
David W.	Frame	27	+	ENG	Worplesdon	88	1	1	0	1	0	1961	1961	
David	Gifford	19	+	ENG	Trentham Park	158	1	1	0	1	0	1985	1985	
Luke	Goddard	22	+	ENG	Hendon	250	1	2	0	2	0	2009	2009	
Geoffrey F.	Godwin	28	+	ENG	Thorndon Park	134	2	7	2	4	1	1979	1979, 1981	
Conor	Gough	17	+	ENG	Stoke Park	298	1	4	2	2	0	2019	2019	
Scott	Gregory	22	+	ENG	Corhampton	287	1	4	2	1	1	2017	2017	
Matthew	Haines	19	+	ENG	Rochester & Cobham Park	249	1	4	0	3	1	2009	2009	
Harry	Hall	22	+	ENG	West Cornwall	297	1	3	1	2	0	2019	2019	
Ronald H.	Hardman	29	+	ENG	Birkdale	28	1	1	0	1	0	1928	1928	
Andrew D.	Hare	22	+	ENG	Sleaford	171	1	3	2	0	1	1989	1989	
Rex W.	Hartley	24	+	ENG	Cooden Beach 30 Royal St George's 32	30	2	4	0	4	0	1930	1930, 1932	
W. Lister	Hartley	28	+	ENG	Chislehurst	35	1	2	0	2	0	1932	1932	
John F.	Hawksworth	24	+	ENG	Royal Lytham & St Annes	153	1	4	2	1	1	1985	1985	
Peter J.	Hedges	26	+	ENG	Langley Park	115	2	5	0	2	3	1973	1973, 1975	
G. Alec	Hill	28	+	ENG	Sandy Lodge 36 The R&A 55	49	2	2	0	1	1	1936	1936	
Eamonn (Stiggy)	Hodgson	20	+	ENG	Sunningdale	252	2	6	2	4	0	2009	2009, 2011	
Ernest W.E. (Sir)	Holderness	33	+	ENG	Walton Heath	10	3	6	2	4	0	1923	1923, 1926, 1930	
Trevor W.B.	Homer	29	+	ENG	Walsall	118	1	3	0	3	0	1973	1973	
C.V.L. (Chubby)	Hooman	34	+	ENG	Burnham & Berrow	6	2	3	1	2	0	1922	1922, 1923	
David	Horsley	22	+	ENG	Styal	242	1	4	3	1	0	2007	2007	
David	Howell	20	+	ENG	Broome Manor	194	1	3	2	0	1	1995	1995	
Gordon	Huddy	30	+	ENG	Lindrick	86	1	1	0	1	0	1961	1961	
Warren	Humphreys	19	+	ENG	Royal Mid-Surrey	110	1	3	2	1	0	1971	1971	
Sam	Hutsby	20	+	ENG	Liphook	247	1	4	2	2	0	2009	2009	
Mark H.	James	21	+	ENG	Burghley Park	120	1	4	3	1	0	1975	1975	
Lee S.	James	22	+	ENG	Broadstone	198	1	2	0	2	0	1995	1995	
Ben	Jones	22	+	ENG	Notthamptonshire County	311	1	2	0	2	0	2021	2021	
Matthew	Jordan	21	+	ENG	Royal Liverpool	291	1	3	0	3	0	2017	2017	
Michael	Kelley	32	+	ENG	Scarborough North Cliff	127	2	7	3	3	1	1977	1977, 1979	
Stephen D.	Kepler	22	+	ENG	Woodcote Park	144	1	4	0	3	1	1983	1983	
Nathan	Kimsey	20	+	ENG	Woodhall Spa	265	1	4	0	2	2	2013	2013	
Michael G.	King	19	+	ENG	Reading	109	2	7	1	5	1	1969	1969, 1973	
Matty	Lamb	23	+	ENG	Hexham	307	1	4	3	1	0	2021	2021	
John D.A.	Langley	18	+	ENG	Stowe / Stoke Poges	46	3	6	0	5	1	1936	1936, 1951, 1953	
Macolm E.	Lewis	23	+	ENG	Henbury	146	1	1	0	1	0	1983	1983	
Tom	Lewis	20	+	ENG	Welwyn Garden City	256	1	4	1	2	1	2011	2011	
Gary	Lockerbie	22	+	ENG	Penrith	232	1	4	1	3	0	2005	2005	
Joe	Long	23	+	ENG	Lansdown	312	1	1	1	0	0	2021	2021	
Percy B. (Laddie)	Lucas	21	+	ENG	Sandy Lodge	51	3	2	1	1	0	1936	1936 (DNP), 1947	
Michael S.R.	Lunt	23	+	ENG	Moseley	80	4	11	2	8	1	1959	1959, 1961, 1963, 1965	
Alexander W.B. (Sandy)	Lyle	19	+	ENG	Hawkstone Park	125	1	3	0	3	0	1977	1977	
Geoffrey C.	Marks	30	+	ENG	Trentham	107	4	6	2	4	0	1969	1969, 1971	
David M. (Dr)	Marsh	25	+	ENG	Southport & Ainsdale	82	4	3	2	1	0	1959	1959 (DNP), 1971	
Peter	McEvoy	24	+	ENG	Copt Heath	126	7	18	5	11	2	1977	1977, 1979, 1981, 1985, 1989	
Richard	McEvoy	22	+	ENG	Thorpe Hall	218	1	2	1	0	1	2001	2001	
Gerald H.	Micklem	35	+	ENG	Wilderness	59	6	6	1	5	0	1947	1947, 1949, 1953, 1955	
Dudley J.	Millenstad	24	+	ENG	Wentworth	103	1	2	1	1	0	1967	1967	
E.P.B. (Bunny)	Millward	26	+	ENG	Parkstone 49 Ferndown 55	63	2	2	0	2	0	1949	1949 (DNP), 1955	

Jamie	Moul	22	+	ENG	Stoke-by-Nayland	243	1	4	1	2	1	2007	2007
Jimmy	Mullen	21	+	ENG	Royal North Devon	275	1	4	4	0	0	2015	2015
Andrew	Oldcorn	23	+	ENG	Ratho Park	149	1	4	4	0	0	1983	1983
Peter A.	Oosterhuis	19	+	ENG	Dulwich & Sydenham Hill	99	1	4	1	2	1	1967	1967
Max	Orrin	19	+	ENG	North foreland	266	1	4	0	3	1	2013	2013
Paul P.	Page	22	+	ENG	Dartford	186	1	2	0	2	0	1993	1993
Chris	Paisley	23	+	ENG	Stocksfield	255	1	3	0	1	2	2009	2009
John	Parry	20	+	ENG	Haarrogate	241	1	2	1	1	0	2007	2007
Jim	Payne	21	+	ENG	Sandilands	175	1	4	2	2	0	1991	1991
J.J. Frank	Pennink	25	+	ENG	Royal Ashdown Forest	55	1	2	1	1	0	1938	1938
T. Philip	Perkins	23	+	ENG	Castle Bromwich	24	1	2	0	2	0	1928	1928
Arthur H.	Perowne	19	+	ENG	Royal Norwich	62	3	4	0	4	0	1949	1949, 1953, 1959
Vanslow L.	Philips	21	+	ENG	Stoke Poges	189	1	3	1	2	0	1993	1993
Alfie	Plant	25	+	ENG	Sundridge Park	284	1	2	0	2	0	2017	2017
Thomas	Plumb	20	+	ENG	Yeovil	300	1	3	1	2	0	2019	2019
Garrick	Porteous	23	+	ENG	Bamburgh Castle	269	1	4	1	3	0	2013	2013
Martin A.	Poxon	20	+	ENG	Whittington Barracks	122	1	2	0	2	0	1975	1975
Darren	Prosser	20	+	ENG	Dudley	167	1	1	0	1	0	1989	1989
Iain	Pyman	20	+	ENG	Sand Moor	182	1	3	0	3	0	1993	1993
Neil	Raymond	27	+	ENG	Corhampton	268	1	4	2	2	0	2013	2013
Matthew	Richardson	20	+	ENG	Buckinghamshire	235	1	4	2	2	0	2005	2005
Jeremy	Robinson	21	+	ENG	Wodhall Spa	162	1	4	2	2	0	1987	1987
Justin	Rose	17	+	ENG	North Hants	201	1	4	2	2	0	1997	1997
Philip	Rowe	20	+	ENG	West Cornwall	212	1	3	3	0	0	1999	1999
Ben	Schmidt	18	+	ENG	Rotherham	310	1	3	0	2	1	2021	2021
Michael (Hon)	Scott	46	+	ENG	Royal St George's	16	2	4	2	2	0	1924	1924, 1934
Philip F.	Scrutton	31	+	ENG	Sunningdale	72	2	3	0	3	0	1955	1955, 1957
Jack	Senior	23	+	ENG	Heysham	258	1	4	2	1	1	2011	2011
Douglas N.	Sewell	27	+	ENG	Hook Heath Artisans, Woking	75	2	4	1	3	0	1957	1957, 1959
Alec E.	Shepperson	21	+	ENG	Coxmoor	76	2	3	1	1	1	1957	1957, 1959
Callum	Shinkwin	20	+	ENG	Moor Park	272	1	2	1	1	0	2013	2013
Jack	Singh Brar	20	+	ENG	Remedy Oak	288	1	4	3	1	0	2017	2017
Michael	Skelton	19	+	ENG	Middlesbrough	223	1	2	1	1	0	2003	2003
Tom	Sloman	23	+	ENG	Taunton & Pickeridge	299	1	4	2	2	0	2019	2019
Jordan	Smith	20	+	ENG	Bowood	273	1	2	0	2	0	2013	2013
Matthew	Stanford	24	+	ENG	Saltford	183	1	3	1	2	0	1993	1993
Edward F. (Eustace)	Storey	23	+	ENG	Cambridge University 24 Sunningdale 26 28	14	3	6	1	5	0	1924	1924, 1926, 1928
Graeme	Storm	21	+	ENG	Wynyard	207	1	4	2	2	0	1999	1999
James A. (Bill)	Stout	34	+	ENG	Bridlington	31	2	4	0	3	1	1930	1930, 1932
Charles	Stowe	29	+	ENG	Penn	54	2	4	2	2	0	1938	1938, 1947
Andy	Sullivan	24	+	ENG	Nuneaton	259	1	4	2	2	0	2011	2011
Alan	Thirlwell	29	+	ENG	Gosforth	78	1	1	0	1	0	1957	1957
Kenneth G.	Thom	29	+	ENG	Hendon	61	1	2	0	2	0	1949	1949
Martin S.	Thompson	18	+	ENG	Middlesbrough	147	1	3	1	2	0	1983	1983
Cyril J.H.	Tolley	26	+	ENG	Rye	1	6	12	4	8	0	1922	1922, 1923, 1924, 1926, 1930, 1934
Peter M.P.	Townsend	18	+	ENG	Porters Park	98	1	4	3	1	0	1965	1965
L. Peter	Tupling	19	+	ENG	Tankersley Park	108	1	2	1	1	0	1969	1969
William (Dr)	Tweddell	31	+	ENG	Stourbridge	25	2	2	0	2	0	1928	1928
Paul G.	Way	18	+	ENG	Nevill	142	1	4	2	2	0	1981	1981
Roger H.	Wethered	23	+	ENG	Worpleston	3	5	9	5	3	1	1922	1922, 1923, 1926, 1930, 1934
Ronald J.	White	26	+	ENG	Royal Liverpool	58	5	10	6	3	1	1947	1947, 1949, 1951, 1953, 1955
Liam	White	22	+	ENG	Wollaton Park	181	1	2	1	1	0	1991	1991
Dale	Whitnell	21	+	ENG	Five Lakes	251	1	3	0	3	0	2009	2009
Danny	Willett	19	+	ENG	Rotherham	244	1	4	0	2	2	2007	2007
Ricky	Willison	32	+	ENG	Ealing	177	1	4	1	3	0	1991	1991
Oliver	Wilson	22	+	ENG	Coxmoor	229	1	3	2	0	1	2003	2003
Guy B.	Wolstenholme	26	+	ENG	Kirby Muxloe	77	2	4	1	2	1	1957	1957, 1959
Gary P.	Wolstenholme	35	+	ENG	Bristol & Clifton 95 Kilworth Springs 97, 99, 03, 05	199	6	19	10	9	0	1995	1995, 1997, 1999, 2001, 2003, 2005
William G.E. (Hon)	Brownlow	24	+	ENG	Addington	22	1	2	0	2	0	1926	1926
James O.	Bruen	18	+	IRL	Cork	52	3	5	0	4	1	1938	1938, 1949, 1951
John B.	Burke	32	+	IRL	Lahinch	37	1	2	0	1	1	1932	1932
Raymond	Burns	19	+	IRL	Banbridge	188	1	2	1	1	0	1993	1993
Jonathan	Caldwell	23	+	IRL	Clandeboyne	240	1	3	1	1	1	2007	2007
Joseph B.	Carr	25	+	IRL	Sutton	56	11	20	5	14	1	1947	1947, 1949, 1951, 1953, 1955, 1957, 1959, 1961, 1963, 1965, 1967
Roderick J.	Carr	20	+	IRL	Sutton	111	1	4	3	0	1	1971	1971
Richard	Coughlan	23	+	IRL	Birr	204	1	4	0	3	1	1997	1997
Tom	Craddock	35	+	IRL	Malahide	101	2	6	2	3	1	1967	1967, 1969
Paul	Cutler	22	+	IRL	Portstewart	260	1	4	3	0	1	2011	2011
Norman V.	Drew	21	+	IRL	Bangor	68	1	1	0	1	0	1953	1953
Alan	Dunbar	21	+	IRL	Rathmore	261	1	3	2	1	0	2011	2011
Paul	Dunne	22	+	IRL	Greystones	276	1	4	1	2	1	2015	2015
R. Cecil	Ewing	26	+	IRL	County Sligo	50	6	10	1	7	2	1936	1936, 1938, 1947, 1949, 1951, 1955
Jody	Fanagan	30	+	IRL	Milltown	197	1	3	3	0	0	1995	1995
Noel	Fox	29	+	IRL	Portmarnock	227	1	3	1	2	0	2003	2003
Paddy	Gribben	30	+	IRL	Warrenpoint	210	1	4	1	2	1	1999	1999
Padraig P.	Harrington	20	+	IRL	Stackstown	179	3	9	3	5	1	1991	1991, 1993, 1995
Charles O.	Hezlet	33	+	IRL	Royal Portrush	15	3	6	0	5	1	1924	1924, 1926, 1928
Michael	Hoey	22	+	IRL	Shandon Park	219	1	4	3	1	0	2001	2001
Jack	Hume	21	+	IRL	Naas	280	1	4	1	2	1	2015	2015
Gary	Hurley	22	+	IRL	West Waterford	277	1	4	2	1	1	2015	2015
Niall	Kearney	21	+	IRL	Royal Dublin	253	1	4	2	0	0	2009	2009
J.F. David	Madeley	25	+	IRL	Royal Belfast	92	1	2	0	1	1	1963	1963
G. Noel C. (Capt)	Martin	36	+	IRL	Royal Portrush	29	1	1	0	1	0	1928	1928
Paul	McBride	21	+	IRL	The Island	286	1	4	1	3	0	2017	2017
S. Max	McCready	31	+	IRL	Sunningdale	60	2	3	0	3	0	1949	1949, 1951
Graeme	McDowell	22	+	IRL	Rathmore	220	1	4	2	2	0	2001	2001
Brian	McElhinney	22	+	IRL	North West	238	1	1	0	1	0	2005	2005
Garth M.	McGimpsey	30	+	IRL	Bangor	154	5	11	4	5	2	1985	1985, 1989, 1991, 2003, 2005
Paul	McGinley	24	+	IRL	Grange	178	1	3	1	2	0	1991	1991
John	McHenry	23	+	IRL	Douglas	163	1	4	2	2	0	1987	1987
Rory	McIlroy	18	+	IRL	Hollywood	239	1	4	1	2	1	2007	2007
Colm	Moriarty	24	+	IRL	Athlone	228	1	4	1	3	0	2003	2003
Gavin	Moynihan	18	+	IRL	The Island	270	2	8	4	4	0	2013	2013, 2015
Pat	Mulcare	30	+	IRL	Woodbrook	124	1	3	2	1	0	1975	1975
John	Murphy	22	+	IRL	Kinsale	305	1	4	2	2	0	2021	2021
Keith	Nolan	24	+	IRL	Bray	203	1	3	0	3	0	1997	1997
Eoghan	O'Connell	21	+	IRL	Killarney	168	1	4	2	0	2	1989	1989
Kevin	Phelan	22	+	IRL	Waterford Castle	271	1	3	2	1	0	2013	2013
Arthur D.	Pierse	29	+	IRL	Tipperary	145	1	3	0	2	1	1983	1983
Mark	Power	20	+	IRL	Kilkenny	304	1	4	3	1	0	2021	2021
Conor	Purcell	22	+	IRL	Portmarnock	294	1	4	1	3	0	2019	2019

Ronan P.	Rafferty	17		IRL	Warrenpoint	139	1	4	2	2	0	1981	1981
Caolan	Rafferty	26		IRL	Dundalk	302	1	2	1	1	0	2019	2019
Cormac	Sharvin	22		IRL	Ardglass	278	1	3	3	0	0	2015	2015
David B.	Sheahan	23		IRL	Grange	91	1	4	2	2	0	1963	1963
James	Sugrue	22		IRL	Mallow	301	1	2	0	2	0	2019	2019
Philip	Walton	19		IRL	Malahide	138	2	8	6	2	0	1981	1981, 1983
David A. (Major)	Blair	37		SCO	Nairn	70	2	4	1	3	0	1955	1955, 1961
Cecil	Bloice	30		SCO	Cleakheaton & District	156	1	3	0	2	1	1985	1985
Jack T.	Bookless	35		SCO	Inverness	41	1	0	0	0	0	1932	1932 (DNP)
Wallace	Booth	24		SCO	Comrie	246	1	4	1	2	1	2009	2009
Gordan	Brand Jnr	20		SCO	Knowle	135	1	3	0	3	0	1979	1979
Allan	Brodie	29		SCO	Baltimore	129	2	8	5	2	1	1977	1977, 1979
Andrew	Brooks	22		SCO	Lanark	106	1	3	2	0	1	1969	1969
Michael	Brooks	25		SCO	Carluke	202	1	2	0	2	0	1997	1997
Alan F.	Bussell	20		SCO	Coxmoor	73	1	2	1	1	0	1957	1957
James	Byrne	22		SCO	Banchory	264	1	3	2	1	0	2011	2011
William	Campbell	29		SCO	Cambuslang	32	1	2	0	2	0	1930	1930
David G.	Carrick	26		SCO	Douglas Park	150	2	5	0	5	0	1983	1983, 1987
Iain A.	Carslaw	29		SCO	Williamwood	136	1	3	1	1	1	1979	1979
J. Robert (Robin)	Cater	36		SCO	Williamwood	71	1	1	0	1	0	1955	1955
John	Caven	30		SCO	Cochrane Castle	7	2	2	0	2	0	1922	1922, 1923
Andrew	Coltart	21		SCO	Thornhill	180	1	3	2	1	0	1991	1991
Gordon B.	Cosh	26		SCO	Cowglen	94	1	4	3	1	0	1965	1965
Colin R.S.	Dalgleish	20		SCO	Helensburgh	143	1	3	1	2	0	1981	1981
Gavin	Dear	25		SCO	Murrayshall	248	1	4	1	2	1	2009	2009
Frank W.G. (Dr)	Deighton	23		SCO	Hilton Park	66	2	2	0	2	0	1951	1951 (DNP), 1957
J. Morton	Dykes	31		SCO	Western Gailes	48	1	2	0	1	1	1936	1936
Euan	Ferguson	19		SCO	Bearsden	282	1	2	1	1	0	2015	2015
Grant	Forrest	22		SCO	Craigielaw	281	1	2	1	1	0	2015	2015
Stephen	Gallacher	20		SCO	Bathgate	192	1	4	2	2	0	1995	1995
Paul	Girvan	21		SCO	Prestwick St. Nicholas	164	1	3	0	3	0	1987	1987
Graham	Gordon	23		SCO	Newmachar	230	1	1	0	1	0	2003	2003
Charles W.	Green	30		SCO	Dunbarton	90	5	17	4	10	3	1963	1963, 1969, 1971, 1973, 1975
Robert	Harris	40		SCO	The R&A	9	3	4	1	3	0	1922	1922 (DNP), 1923, 1926
Garry	Hay	32		SCO	Hilton Park	174	1	3	1	2	0	1991	1991
William L.	Hope	25		SCO	Turnberry	11	3	5	1	4	0	1923	1923, 1924, 1928
Barclay	Howard	42		SCO	Cochrane Castle	196	2	6	0	4	2	1995	1995, 1997
Ian C.	Hutcheon	33		SCO	Monifieth	123	4	15	5	8	2	1975	1975, 1977, 1979, 1981
David	Inglis	21		SCO	Glencorse	225	1	4	2	1	1	2003	2003
R. Reid	Jack	33		SCO	Dullatur	74	2	4	2	2	0	1957	1957, 1959
Andrew	Jamieson, Jr	21		SCO	Pollak	21	1	2	1	1	0	1926	1926
Lorne	Kelly	25		SCO	Cowal	211	1	2	0	2	0	1999	1999
Denys H.	Kyle	27		SCO	Roehampton	20	1	1	0	1	0	1924	1924
Alex T.	Kyle	31		SCO	Sand Moor	53	3	5	2	3	0	1938	1938, 1947, 1951
J.A.	Lang	25		SCO	Erskine	34	1	0	0	0	0	1930	1930 (DNP)
Archibald R. (Dr)	MacCallum	28		SCO	South Staffs	27	1	1	0	1	0	1928	1928
J. Scott	Macdonald	26		SCO	Dalmahoy	112	1	3	1	1	1	1971	1971
Robert C. (Roy)	MacGregor	29		SCO	Western	67	1	2	0	2	0	1953	1953
George	Macgregor	26		SCO	Glencorse	114	7	14	5	8	1	1971	1971, 1975, 1983, 1985, 1987
Robert	MacIntyre	21		SCO	Glencruitten	292	1	3	1	1	1	2017	2017
W. Willis	Mackenzie	18		SCO	Mortonhall	8	2	3	1	2	0	1922	1922, 1923
Lindsay S.	Mann	29		SCO	Carnoustie	148	1	4	2	1	1	1983	1983
Brian	Marchbank	21		SCO	Auchterarder	133	1	4	2	2	0	1979	1979
Steve W.	Martin	22		SCO	Downfield	130	1	4	2	2	0	1977	1977
Jack	McDonald	22		SCO	Kilmarnock (Barassie)	279	1	3	2	0	1	2015	2015
Paul J.	McKellar	21		SCO	East Renfrewshire	132	1	1	0	1	0	1977	1977
Sam L.	McKinlay	26		SCO	Western Gailes	43	1	2	0	2	0	1934	1934
John (Jack)	McLean	23		SCO	Hayston	44	2	4	1	3	0	1934	1934, 1936
Eric A.	McRuvie	22		SCO	Leven Links	39	2	4	1	2	1	1932	1932, 1934
James W.	Milligan	26		SCO	Kilmarnock (Barassie)	170	2	7	3	3	1	1989	1989, 1991
William T.G.	Milne	22		SCO	Crieff	117	1	4	2	2	0	1973	1973
Colin	Montgomerie	22		SCO	Ilkley	152	2	8	2	5	1	1985	1985, 1987
William A.	Murray	37		SCO	Romford	13	3	4	1	3	0	1923	1923, 1924, 1926
Stuart W.T.	Murray	29		SCO	Elderslie	89	1	4	2	2	0	1963	1963
Gordon H.	Murray	40		SCO	Fereneze	131	1	2	1	1	0	1977	1977
Steven	O'Hara	21		SCO	Colville Park	215	1	4	2	2	0	2001	2001
David A.J.	Patrick	24		SCO	Mortonhall	213	1	1	0	1	0	1999	1999
Gordon B.	Peters	26		SCO	Fereneze	47	2	4	2	1	1	1936	1936, 1938
Alexander K. (Sandy)	Pirie	24		SCO	Hazlehead	102	1	3	0	2	1	1967	1967
Richie	Ramsay	22		SCO	Royal Aberdeen	236	1	2	1	1	0	2005	2005
Graham	Rankin	29		SCO	Palacerigg 95	195	3	8	2	6	0	1995	1995, 1997, 1999
Dean	Robertson	23		SCO	Cochrane Castle	184	1	3	1	2	0	1993	1993
Raymond	Russell	21		SCO	Longniddry	187	1	3	0	3	0	1993	1993
Alexander C. (Sandy)	Saddler	17		SCO	Forfar	93	4	10	3	5	2	1963	1963, 1965, 1967
Lloyd	Saltman	29		SCO	Craigielaw	237	2	7	4	3	0	2005	2005, 2007
Sandy	Scott	21		SCO	Nairn	295	1	4	2	1	1	2019	2019
Robert	Scott Jr	41		SCO	Glasgow	17	1	1	1	0	0	1924	1924
Ronald D.B.M.	Shade	22		SCO	Duddingston	87	4	14	6	6	2	1961	1961, 1963, 1965, 1967
Graeme	Shaw	26		SCO	Haggs Castle	160	1	4	1	2	1	1987	1987
Gordon	Sherry	21		SCO	Kilmarnock (Barassie)	191	1	4	2	2	0	1995	1995
A. Fred	Simpson	NK		SCO	Lothian burn	23	1	0	0	0	0	1926	1926 (DNP)
J. Nelson	Smith	35		SCO	Earlsferry Thistle	33	1	2	0	2	0	1930	1930
W. Dickson	Smith	31		SCO	Selkirk	81	1	1	0	1	0	1959	1959
Alexander R. (Sandy)	Stephen	31		SCO	Broomieknowe	159	1	4	2	1	1	1985	1985
Michael	Stewart	21		SCO	Troon Welbeck	257	1	4	2	1	1	2011	2011
Hugh B.	Stuart	28		SCO	Forres	113	3	10	4	6	0	1971	1971, 1973, 1975
Connor	Syme	22		SCO	Drumoig	285	1	4	1	3	0	2017	2017
Hector	Thomson	22		SCO	Williamwood	45	2	4	2	2	0	1936	1936, 1938
William B.	Torrance	31		SCO	Edinburgh Burgess	5	1	2	0	2	0	1922	1922
Thomas A. (Tony)	Torrance	33		SCO	Sandy Lodge	19	5	9	3	5	1	1924	1924, 1928, 1930, 1932, 1934
James	Walker	30		SCO	Irvine	83	1	2	0	2	0	1961	1961
Euan	Walker	24		SCO	Kilmarnock (Barassie)	296	1	4	1	2	1	2019	2019
Marc	Warren	20		SCO	East Kilbride	222	1	3	2	1	0	2001	2001
Craig R.	Watson	31		SCO	East Renfrewshire	206	1	3	1	1	1	1997	1997
John	Wilson	31		SCO	Prestwick St. Nicholas	12	1	2	2	0	0	1923	1923
James C.	Wilson	31		SCO	Cawder	57	2	4	0	4	0	1947	1947, 1953
Stuart	Wilson	26		SCO	Forfar	224	1	4	1	1	2	2003	2003
Steven	Young	20		SCO	Inverallochy	200	1	4	2	2	0	1997	1997
David	Boote	23		WAL	Walton Heath	289	1	4	1	3	0	2017	2017
James	Buckley	28		WAL	Abergele & Pensarn	137	1	1	0	1	0	1979	1979
Jack	Davidson	20		WAL	Llanwern	290	1	3	0	3	0	2017	2017
Rhys	Davies	20		WAL	Royal Porthcawl	231	2	8	4	3	1	2005	2005, 2007

Stephen C.	Dodd	23		WAL Brynhill	169	1	4	1	1	2	1989	1989
Bradley	Dredge	20		WAL Bryn Meadows	190	1	3	0	3	0	1993	1993
A. A. (Tony) (Lt. Col.)	Duncan	38		WAL Southerndown	69	1	0	0	0	0	1953	1953 (DNP / Playing Captain)
Nigel B.	Edwards	33		WAL Whitchurch	221	4	12	4	5	3	2001	2001, 2003, 2005, 2007
Duncan	Evans	22		WAL Leek	141	1	3	1	1	1	1981	1981
Stuart	Manley	24		WAL Mountain Ash	226	1	3	2	0	1	2003	2003
Llewellyn	Matthews	23		WAL Southerndown	245	1	1	0	1	0	2007	2007
Paul M.	Mayo	22		WAL Newport	157	2	4	0	3	1	1985	1985, 1987
John L.	Morgan	32		WAL Llandrindod Wells	65	3	6	2	4	0	1951	1951, 1953, 1955
David	Park	23		WAL Burghill Valley	205	1	3	0	3	0	1997	1997
A. Philip	Parkin	21		WAL St Giles Newtown	151	1	3	2	1	0	1983	1983
Rhys	Pugh	17		WAL Vale of Glamorgan	263	2	6	4	2	0	2011	2011, 2013
R. Neil	Roderick	23		WAL Pontardawe	173	1	2	0	1	1	1989	1989