
















































### Walker Cup - Great Britain & Ireland Players

Forename	Surname	Debut		Country	Player						
		Age			No.	Matches	W	L	H	First	All Years
Michael F.	Attenborough	27	+	ENG	100	1	0	2	0	1967	1967
Colin	Aylmer	38	+	ENG	4	1	1	1	0	1922	1922
Peter	Baker	17	+	ENG	155	1	2	1	0	1985	1985
John	Beck	29	+	ENG	26	3	0	1	0	1928	1928, 1938, 1947
Peter	Benka	22	+	ENG	104	1	2	1	1	1969	1969
Harry	Bentley	26	+	ENG	42	3	0	2	2	1934	1934, 1936, 1938
Michael F.	Bonallack	22	+	ENG	79	9	8	14	3	1957	1957 (DNP), 1959, 1961, 1963, 1965, 1967, 1969, 1971, 1973
Orme	Bristowe	29	+	ENG	18	2	0	1	0	1924	1923 (RES), 1924
Steven	Brown	24	+	ENG	262	1	1	1	1	2011	2011
Stuart	Cage	20	+	ENG	185	1	0	2	1	1993	1993
Ian	Caldwell	20	+	ENG	64	2	1	2	1	1951	1951, 1955
Paul	Casey	22	+	ENG	208	1	4	0	0	1999	1999
Craig	Cassells	20	+	ENG	172	1	2	1	0	1989	1989
Brian H.G.	Chapman	26	+	ENG	84	1	0	1	0	1961	1961
Roger M.	Chapman	22	+	ENG	140	1	3	1	0	1981	1981
Ashley	Chesters	26	+	ENG	274	1	3	1	0	2015	2015
Martin	Christmas	22	+	ENG	85	2	1	2	0	1961	1961, 1963
Clive A.	Clark	20	+	ENG	95	1	2	0	2	1965	1965
Gordon J.	Clark	32	+	ENG	97	1	0	1	0	1965	1965
Howard K.	Clark	18	+	ENG	119	1	1	1	1	1973	1973
Russell	Claydon	23	+	ENG	166	1	2	2	0	1989	1989
Leonard	Crawley	29	+	ENG	40	4	3	3	0	1932	1932, 1934, 1938, 1947
Bruce	Critchley	26	+	ENG	105	1	1	1	2	1969	1969
David	Curry	23	+	ENG	161	1	1	3	0	1987	1987
Bernard R.M.	Darwin	45	+	ENG	2	1	1	1	0	1922	1922
John C.	Davies	25	+	ENG	116	4	3	8	2	1973	1973, 1975, 1977, 1979
John G.	de Forest	25	+	ENG	36	1	0	1	0	1932	1932
Peter	Deeble	23	+	ENG	128	2	1	4	0	1977	1977, 1981
Richard	Dinwiddie	22	+	ENG	233	1	1	1	1	2005	2005
Luke	Donald	21	+	ENG	209	2	7	1	0	1999	1999, 2001
Nicholas	Dougherty	19	+	ENG	216	1	3	1	0	2001	2001
Simon	Dyson	21	+	ENG	214	1	0	2	1	1999	1999
Robert	Eggo	25	+	ENG	165	1	0	2	0	1987	1987
Harry	Ellis	21	+	ENG	283	1	0	3	0	2017	2017
Jamie	Elson	20	+	ENG	217	1	1	0	2	2001	2001
Gary	Evans	22	+	ENG	176	1	2	2	0	1991	1991
G. Richard D.	Eyles	21	+	ENG	121	1	2	2	0	1975	1975
Eric W.	Fiddian	22	+	ENG	38	2	0	4	0	1932	1932, 1934
Oliver	Fisher	16	+	ENG	234	1	1	2	1	2005	2005
Matthew	Fitzpatrick	18	+	ENG	267	1	3	1	0	2013	2013
Tommy	Fleetwood	18	+	ENG	254	1	1	1	0	2009	2009
Rodney	Foster	23	+	ENG	96	7	2	13	2	1965	1965, 1967, 1969, 1971, 1973, 1979, 1981
Mark B.	Foster	20	+	ENG	193	1	1	2	0	1995	1995
David W.	Frame	27	+	ENG	88	1	2	2	0	1961	1961
David	Gifford	19	+	ENG	158	1	0	1	0	1985	1985
Luke	Goddard	22	+	ENG	250	1	0	2	0	2009	2009
Geoffrey F.	Godwin	28	+	ENG	134	2	2	4	1	1979	1979, 1981
Scott	Gregory	22	+	ENG	287	1	2	1	1	2017	2017
Matthew	Haines	19	+	ENG	249	1	0	3	1	2009	2009
Ronald H.	Hardman	29	+	ENG	28	1	0	1	0	1928	1928
Andrew D.	Hare	22	+	ENG	171	1	2	0	1	1989	1989
Rex W.	Hartley	24	+	ENG	30	2	0	4	0	1930	1930, 1932
W. Lister	Hartley	28	+	ENG	35	1	0	2	0	1932	1932
John F.	Hawksworth	24	+	ENG	153	1	2	1	1	1985	1985
Peter J.	Hedges	26	+	ENG	115	2	0	2	3	1973	1973, 1975
G. Alec	Hill	28	+	ENG	49	2	0	1	1	1936	1936, 1955
Eamonn (Stiggy)	Hodgson	30	+	ENG	252	2	2	4	0	2009	2009, 2011
Ernest W.E. (Sir)	Holderness	23	+	ENG	10	3	2	4	0	1923	1923, 1926, 1930
Trevor W.B.	Homer	29	+	ENG	118	1	0	3	0	1973	1973
C.V.L. (Chubby)	Hooman	34	+	ENG	6	2	1	2	0	1922	1922, 1923
David	Horsey	22	+	ENG	242	1	3	1	0	2007	2007
David	Howell	20	+	ENG	194	1	2	0	1	1995	1995
Gordon	Huddy	30	+	ENG	86	1	0	1	0	1961	1961
Warren	Humphreys	19	+	ENG	110	1	2	1	0	1971	1971
Sam	Hutsby	20	+	ENG	247	1	2	2	0	2009	2009
Mark H.	James	21	+	ENG	120	1	3	1	0	1975	1975
Lee S.	James	22	+	ENG	198	1	0	2	0	1995	1995
Matthew	Jordan	21	+	ENG	291	1	0	3	0	2017	2017
Michael	Kelley	32	+	ENG	127	2	3	3	1	1977	1977, 1979
Stephen D.	Keppler	22	+	ENG	144	1	0	3	1	1983	1983
Nathan	Kimsey	20	+	ENG	265	1	0	2	2	2013	2013
Michael G.	King	19	+	ENG	109	2	1	5	1	1969	1969, 1973
John D.A.	Langley	18	+	ENG	46	3	0	5	1	1936	1936, 1951, 1953
Macolm E.	Lewis	23	+	ENG	146	1	0	1	0	1983	1983
Tom	Lewis	20	+	ENG	256	1	1	2	1	2011	2011
Gary	Lockerbie	22	+	ENG	232	1	1	3	0	2005	2005
Percy B. (Laddie)	Lucas	21	+	ENG	51	3	1	1	0	1936	1936 (DNP), 1947, 1949
Michael S.R.	Lunt	23	+	ENG	80	4	2	8	1	1959	1959, 1961, 1963, 1965
Alexander W.B. (Sandy)	Lyle	19	+	ENG	125	1	0	3	0	1977	1977

Geoffrey C.	Marks	30	+	ENG	107	4	2	4	0	1969	1969, 1971, 1987, 1989
David M. (Dr)	Marsh	25	+	ENG	82	4	2	1	0	1959	1959 (DNP), 1971, 1973, 1975
Peter	McEvoy	24	+	ENG	126	7	5	11	2	1977	1977, 1979, 1981, 1985, 1989, 1999, 2001
Richard	McEvoy	22	+	ENG	218	1	1	0	1	2001	2001
Gerald H.	Micklem	35	+	ENG	59	6	1	5	0	1947	1947, 1949, 1953, 1955, 1957, 1959
Dudley J.	Millenstad	24	+	ENG	103	1	1	1	0	1967	1967
E.P.B. (Bunny)	Millward	26	+	ENG	63	2	0	2	0	1949	1949 (DNP), 1955
Jamie	Moul	22	+	ENG	243	1	1	2	1	2007	2007
Jimmy	Mullen	21	+	ENG	275	1	4	0	0	2015	2015
Andrew	Oldcorn	23	+	ENG	149	1	4	0	0	1983	1983
Peter A.	Oosterhuis	19	+	ENG	99	1	1	2	1	1967	1967
Max	Orrin	19	+	ENG	266	1	0	3	1	2013	2013
Paul P.	Page	22	+	ENG	186	1	0	2	0	1993	1993
Chris	Paisley	23	+	ENG	255	1	0	1	2	2009	2009
John	Parry	20	+	ENG	241	1	1	1	0	2007	2007
Jim	Payne	21	+	ENG	175	1	2	2	0	1991	1991
J.J. Frank	Pennink	25	+	ENG	55	1	1	1	0	1938	1938
T. Philip	Perkins	23	+	ENG	24	1	0	2	0	1928	1928
Arthur H.	Perowne	19	+	ENG	62	3	0	4	0	1949	1949, 1953, 1959
Vanslow L.	Phillips	21	+	ENG	189	1	1	2	0	1993	1993
Alfie	Plant	25	+	ENG	284	1	0	2	0	2017	2017
Garrick	Porteous	23	+	ENG	269	1	1	3	0	2013	2013
Martin A.	Poxon	20	+	ENG	122	1	0	2	0	1975	.
Darren	Prosser	20	+	ENG	167	1	0	1	0	1989	1989
Ian	Pyman	20	+	ENG	182	1	0	3	0	1993	1993
Neil	Raymond	27	+	ENG	268	1	2	2	0	2013	2013
Matthew	Richardson	20	+	ENG	235	1	2	2	0	2005	2005
Jeremy	Robinson	21	+	ENG	162	1	2	2	0	1987	1987
Justin	Rose	17	+	ENG	201	1	2	2	0	1997	1997
Philip	Rowe	20	+	ENG	212	1	3	0	0	1999	1999
Michael (Hon)	Scott	46	+	ENG	16	2	2	2	0	1924	1924, 1934
Philip F.	Scrutton	31	+	ENG	72	2	0	3	0	1955	1955, 1957
Jack	Senior	23	+	ENG	258	1	2	1	1	2011	2011
Douglas N.	Sewell	27	+	ENG	75	2	1	3	0	1957	1957, 1959
Alec E.	Shepperson	21	+	ENG	76	2	1	1	1	1957	1957, 1959
Callum	Shinkwin	20	+	ENG	272	1	1	1	0	2013	2013
Jack	Singh Brar	20	+	ENG	288	1	3	1	0	2017	2017
Michael	Skelton	19	+	ENG	223	1	1	1	0	2003	2003
Jordan	Smith	20	+	ENG	273	1	0	2	0	2013	2013
Matthew	Stanford	24	+	ENG	183	1	1	2	0	1993	1993
Edward F. (Eustace)	Storey	23	+	ENG	14	3	1	5	0	1924	1924, 1926, 1928
Graeme	Storm	21	+	ENG	207	1	2	2	0	1999	1999
James A. (Bill)	Stout	34	+	ENG	31	2	0	3	1	1930	1930, 1932
Charles	Stowe	29	+	ENG	54	2	2	2	0	1938	1938, 1947
Andy	Sullivan	24	+	ENG	259	1	2	2	0	2011	2011
Alan	Thirlwell	29	+	ENG	78	1	0	1	0	1957	1957
Kenneth G.	Thom	29	+	ENG	61	1	0	2	0	1949	1949
Martin S.	Thompson	18	+	ENG	147	1	1	2	0	1983	1983
Cyril J.H.	Tolley	26	+	ENG	1	6	4	8	0	1922	1922, 1923, 1924, 1926, 1930, 1934
Peter M.P.	Townsend	18	+	ENG	98	1	3	1	0	1965	1965
L. Peter	Tupling	19	+	ENG	108	1	1	1	0	1969	1969
William (Dr)	Tweddell	31	+	ENG	25	2	0	2	0	1928	1928, 1936
Paul G.	Way	18	+	ENG	142	1	2	2	0	1981	1981
Roger H.	Wethered	23	+	ENG	3	5	5	3	1	1922	1922, 1923, 1926, 1930, 1934
Ronald J.	White	26	+	ENG	58	5	6	3	1	1947	1947, 1949, 1951, 1953, 1955
Liam	White	22	+	ENG	181	1	1	1	0	1991	1991
Dale	Whitnell	21	+	ENG	251	1	0	3	0	2009	2009
Danny	Willett	19	+	ENG	244	1	0	2	2	2007	2007
Ricky	Willison	32	+	ENG	177	1	1	3	0	1991	1991
Oliver	Wilson	22	+	ENG	229	1	2	0	1	2003	2003
Guy B.	Wolstenholme	26	+	ENG	77	2	1	2	1	1957	1957, 1959
Gary P.	Wolstenholme	35	+	ENG	199	6	10	9	0	1995	1995, 1997, 1999, 2001, 2003, 2005
William G.E. (Hon)	Brownlow	24	+	ENG	22	1	0	2	0	1926	1926
James O.	Bruen	18	+	IRE	52	3	0	4	1	1938	1938, 1949, 1951
John B.	Burke	32	+	IRE	37	1	0	1	1	1932	1932
Raymond	Burns	19	+	IRE	188	1	1	1	0	1993	1993
Jonathan	Caldwell	23	+	IRE	240	1	1	1	1	2007	2007
Joseph B.	Carr	25	+	IRE	56	11	5	14	1	1947	1947, 1949, 1951, 1953, 1955, 1957, 1959, 1961, 1963, 1965, 1967
Roderick J.	Carr	20	+	IRE	111	1	3	0	1	1971	1971
Richard	Coughlan	23	+	IRE	204	1	0	3	1	1997	1997
Tom	Craddock	35	+	IRE	101	2	2	3	1	1967	1967, 1969
Paul	Cutler	22	+	IRE	260	1	3	0	1	2011	2011
Norman V.	Drew	21	+	IRE	68	1	0	1	0	1953	1953
Alan	Dunbar	21	+	IRE	261	1	2	1	0	2011	2011
Paul	Dunne	22	+	IRE	276	1	1	1	2	2015	2015
R. Cecil	Ewing	26	+	IRE	50	6	1	7	2	1936	1936, 1938, 1947, 1949, 1951, 1955
Jody	Fanagan	30	+	IRE	197	1	3	0	0	1995	1995
Noel	Fox	29	+	IRE	227	1	0	1	0	2003	2003
Paddy	Gribben	30	+	IRE	210	1	1	2	1	1999	1999
Padraig P.	Harrington	20	+	IRE	179	3	3	5	1	1991	1991, 1993, 1995
Charles O.	Hezlet	33	+	IRE	15	3	0	5	1	1924	1924, 1926, 1928
Michael	Hoey	22	+	IRE	219	1	3	1	0	2001	2001
Jack	Hume	21	+	IRE	280	1	1	2	1	2015	2015

Gary	Hurley	22		IRE	277	1	2	1	1	2015	2015
Niall	Kearney	21		IRE	253	1	2	2	0	2009	2009
J.F. David	Madeley	25		IRE	92	1	0	1	1	1963	1963
G. Noel C. (Capt)	Martin	36		IRE	29	1	0	1	0	1928	1928
Paul	McBride	21		IRE	286	1	1	3	0	2017	2017
S. Max	McCready	31		IRE	60	2	0	3	0	1949	1949, 1951
Graeme	McDowell	22		IRE	220	1	2	2	0	2001	2001
Brian	McElhinney	22		IRE	238	1	0	1	0	2005	2005
Garth M.	McGimpsey	30		IRE	154	5	4	5	2	1985	1985, 1989, 1991, 2003, 2005
Paul	McGinley	24		IRE	178	1	1	2	0	1991	1991
John	McHenry	23		IRE	163	1	2	2	0	1987	1987
Rory	McIlroy	18		IRE	239	1	1	2	1	2007	2007
Colm	Moriarty	24		IRE	228	1	1	3	0	2003	2003
Gavin	Moynihan	18		IRE	270	2	2	2	0	2013	2013, 2015
Pat	Mulcare	30		IRE	124	1	2	1	0	1975	1975
Keith	Nolan	24		IRE	203	1	0	3	0	1997	1997
Eoghan	O'Connell	21		IRE	168	1	2	0	2	1989	1989
Kevin	Phelan	22		IRE	271	1	2	1	0	2013	2013
Arthur D.	Pierse	29		IRE	145	1	0	2	1	1983	1983
Ronan P.	Rafferty	17		IRE	139	1	2	2	0	1981	1981
Cormac	Sharvin	22		IRE	278	1	3	0	0	2015	2015
David B.	Sheahan	23		IRE	91	1	2	2	0	1963	1963
Philip	Walton	19		IRE	138	2	6	2	0	1981	1981, 1983
David (Major)	Blair	37		SCO	70	2	1	3	0	1955	1955, 1961
Cecil	Boice	30		SCO	156	1	0	2	1	1985	1985
J.T.	Booklass	35		SCO	41	1	0	0	0	1932	1932 (DNP)
Wallace	Booth	24		SCO	246	1	1	2	1	2009	2009
Gordan	Brand Jnr	20		SCO	135	1	0	3	0	1979	1979
Allan	Brodie	29		SCO	129	2	5	2	1	1977	1977, 1979
Andrew	Brooks	22		SCO	106	1	2	0	1	1969	1969
Michael	Brooks	25		SCO	202	1	0	2	0	1997	1997
Alan F.	Bussell	20		SCO	73	1	1	1	0	1957	1957
James	Byrne	22		SCO	264	1	2	1	0	2011	2011
William	Campbell	29		SCO	32	1	0	2	0	1930	1930
David G.	Carrick	26		SCO	150	2	0	5	0	1983	1983, 1987
Ian A.	Carslaw	29		SCO	136	1	1	1	1	1979	1979
J. Robert (Robin)	Cater	36		SCO	71	1	0	1	0	1955	1955
John	Caven	30		SCO	7	2	0	2	0	1922	1922, 1923
Andrew	Coltart	21		SCO	180	1	2	1	0	1991	1991
Gordon B.	Cosh	26		SCO	94	1	3	1	0	1965	1965
Colin R.S.	Dalglish	20		SCO	143	3	1	2	0	1981	1981, 2007, 2009
Gavin	Dear	25		SCO	248	1	1	2	1	2009	2009
Frank W.G. (Dr)	Deighton	23		SCO	66	2	0	2	0	1951	1951 (DNP), 1957
J. Morton	Dykes	31		SCO	48	1	0	1	1	1936	1936
Euan	Ferguson	19		SCO	282	1	1	1	0	2015	2015
Grant	Forrest	22		SCO	281	1	2	0	2	2015	2015
Stephen	Gallacher	20		SCO	192	1	0	1	0	1995	1995
Paul	Girvan	21		SCO	164	1	0	3	0	1987	1987
Graham	Gordon	23		SCO	230	1	0	1	0	2003	2003
Charles W.	Green	30		SCO	90	7	4	10	3	1963	1963, 1969, 1971, 1973, 1975, 1983, 1985
Robert	Harris	40		SCO	9	3	1	3	0	1922	1922 (DNP), 1923, 1926
Garry	Hay	32		SCO	174	1	1	2	0	1991	1991
William L.	Hope	25		SCO	11	3	1	4	0	1923	1923, 1924, 1928
Barclay	Howard	42		SCO	196	2	0	4	2	1995	1995, 1997
Ian C.	Hutcheon	33		SCO	123	4	5	8	2	1975	1975, 1977, 1979, 1981
David	Inglis	21		SCO	225	1	2	1	1	2003	2003
R. Reid	Jack	33		SCO	74	2	2	2	0	1957	1957, 1959
Andrew	Jamieson, Jr	21		SCO	21	1	1	1	0	1926	1926
Lorne	Kelly	25		SCO	211	1	0	2	0	1999	1999
Denys H.	Kyle	27		SCO	20	1	2	3	0	1924	1924
Alex T.	Kyle	31		SCO	53	3	0	1	0	1938	1938, 1947, 1951
J.A.	Lang	25		SCO	34	1	0	0	0	1930	1930 (DNP)
Archibald R. (Dr)	MacCallum	28		SCO	27	1	0	1	0	1928	1928
J. Scott	Macdonald	26		SCO	112	1	1	1	1	1971	1971
Robert C. (Roy)	MacGregor	29		SCO	67	1	0	2	0	1953	1953
George	Macgregor	26		SCO	114	7	5	8	1	1971	1971, 1975, 1983, 1985, 1987, 1991, 1993
Robert	MacIntyre	21		SCO	292	1	1	1	1	2017	2017
W. Willis	Mackenzie	28		SCO	8	2	1	2	0	1922	1922, 1923
Lindsay S.	Mann	19		SCO	148	1	2	1	1	1983	1983
Brian	Marchbank	21		SCO	133	1	2	2	0	1979	1979
Steve W.	Martin	22		SCO	130	1	2	2	0	1977	1977
Jack	McDonald	22		SCO	279	1	2	0	1	2015	2015
Paul J.	McKellar	21		SCO	132	1	0	1	0	1977	1977
Sam L.	McKinlay	26		SCO	43	1	0	2	0	1934	1934
John (Jack)	McLean	23		SCO	44	2	1	3	0	1934	1934, 1936
Eric A.	McRuvie	22		SCO	39	2	1	2	1	1932	1932, 1934
James W.	Milligan	26		SCO	170	2	3	3	1	1989	1989, 1991
William T.G.	Milne	22		SCO	117	1	2	2	0	1973	1973
Colin	Montgomerie	22		SCO	152	2	2	5	1	1985	1985, 1987
William A.	Murray	37		SCO	13	3	1	3	0	1923	1923, 1924, 1926
Stuart W.T.	Murray	29		SCO	89	1	2	2	0	1963	1963
Gordon H.	Murray	40		SCO	131	1	1	1	0	1977	1977
Steven	O'Hara	21		SCO	215	1	2	2	0	2001	2001

David A.J.	Patrick	24		SCO	213	1	0	1	0	1999	1999
Gordon B.	Peters	26		SCO	47	2	2	1	1	1936	1936, 1938
Alexander K. (Sandy)	Pirie	24		SCO	102	1	0	2	1	1967	1967
Richie	Ramsay	22		SCO	236	1	1	1	0	2005	2005
Graham	Rankin	29		SCO	195	3	2	6	0	1995	1995, 1997, 1999
Dean	Robertson	23		SCO	184	1	1	2	0	1993	1993
Raymond	Russell	21		SCO	187	1	0	3	0	1993	1993
Alexander C. (Sandy)	Saddler	27		SCO	93	4	3	5	2	1963	1963, 1965, 1967, 1977
Lloyd	Saltman	19		SCO	237	2	4	3	0	2005	2005, 2007
Robert	Scott Jr	41		SCO	17	1	1	0	0	1924	1924
Ronald D.B.M.	Shade	22		SCO	87	4	6	6	2	1961	1961, 1963, 1965, 1967
Graeme	Shaw	26		SCO	160	1	1	2	1	1987	1987
Gordon	Sherry	21		SCO	191	1	2	2	0	1995	1995
Fred	Simpson	NK		SCO	23	1	0	0	0	1926	1926 (DNP)
J. Nelson	Smith	35		SCO	33	1	0	2	0	1930	1930
W. Dickson	Smith	31		SCO	81	1	0	1	0	1959	1959
Alexander R. (Sandy)	Stephen	31		SCO	159	1	2	1	1	1985	1985
Michael	Stewart	21		SCO	257	1	2	1	1	2011	2011
Hugh B.	Stuart	28		SCO	113	3	4	6	0	1971	1971, 1973, 1975
Connor	Syme	22		SCO	285	1	1	3	0	2017	2017
Hector	Thomson	22		SCO	45	2	2	2	0	1936	1936, 1938
William b.	Torrance	31		SCO	5	1	0	2	0	1922	1922
Thomas A. (Tony)	Torrance	33		SCO	19	5	3	5	1	1924	1924, 1928, 1930, 1932, 1934
James	Walker	30		SCO	83	1	0	2	0	1961	1961
Marc	Warren	20		SCO	222	1	2	1	0	2001	2001
Craig R.	Watson	31		SCO	206	1	1	1	1	1997	1997
John	Wilson	31		SCO	12	1	2	0	0	1923	1923
James C.	Wilson	31		SCO	57	2	0	4	0	1947	1947, 1953
Stuart	Wilson	26		SCO	224	1	1	1	2	2003	2003
Steven	Young	20		SCO	200	1	2	2	0	1997	1997
David	Boote	23		WAL	289	1	1	3	0	2017	2017
James	Buckley	28		WAL	137	1	0	1	0	1979	1979
Jack	Davidson	20		WAL	290	1	0	3	0	2017	2017
Rhys	Davies	20		WAL	231	2	4	3	1	2005	2005, 2007
Stephen C.	Dodd	23		WAL	169	1	1	1	2	1989	1989
Bradley	Dredge	20		WAL	190	1	0	3	0	1993	1993
A. A. (Tony) (Lt. Col.)	Duncan	38		WAL	69	1	0	0	0	1953	1953 (DNP / Playing Captain)
Nigel B.	Edwards	33		WAL	221	4	4	5	3	2001	2001, 2003, 2005, 2007
Duncan	Evans	22		WAL	141	1	1	1	1	1981	1981
Stuart	Manley	24		WAL	226	1	2	0	1	2003	2003
Llewellyn	Matthews	23		WAL	245	1	0	1	0	2007	2007
Paul M.	Mayo	22		WAL	157	2	0	3	1	1985	1985, 1987
John L.	Morgan	32		WAL	65	3	2	4	0	1951	1951, 1953, 1955
David	Park	23		WAL	205	1	0	3	0	1997	1997
A. Philip	Parkin	21		WAL	151	1	2	1	0	1983	1983
Rhys	Pugh	17		WAL	263	2	4	2	0	2011	2011, 2013
R. Neil	Roderick	23		WAL	173	1	0	1	1	1989	1989